



96" FIREBOX SS (SINGLE SIDED)

47,400BTU – 13.9 Kw/h (heats on average 169m2 or 1,819ft2)

304 Stainless Steel Firebox Construction

Double Walled Design

Fully Insulated


Brushed Stainless Steel Internal Frame

8mm Tempered Glass

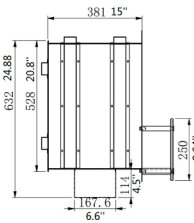
72" Burner

3 Year Warranty


H 27.0" (686mm) W 96.0" (2438mm) D 15" (381mm)



Front View



Side View



*Dimensions may vary by 2% (plus or minus) due to material attributes. Template not provided.
The Bio Flame recommends using the actual fireplace or burner model when making final cut out.