

the bio Flame™

48" REMOTE CONTROL BURNER

13,600 BTU - 36,400 BTU (10.7 kW·h)

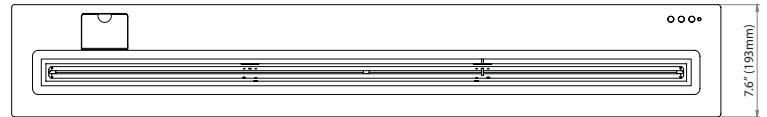
Heats an average of 98m² or 1050ft²

304 Stainless Steel Construction

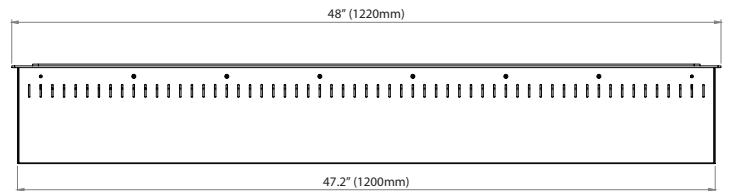
Insulated Bottom Tray

15L Fuel Capacity

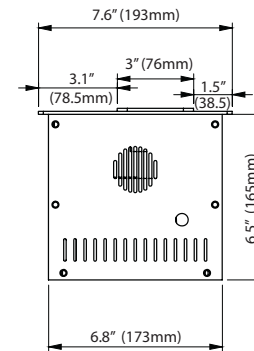
48" (1220mm) L x 7.6" (193mm) W x 6.6" (168mm) H



TOP VIEW



FRONT VIEW

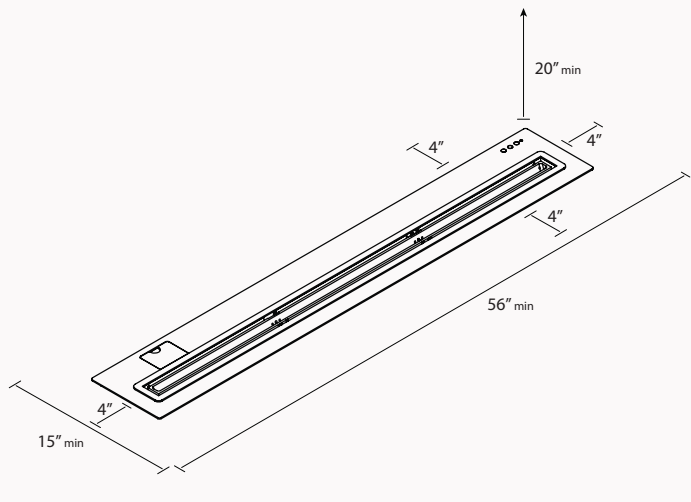


SIDE VIEW

CLEARANCES

INSERTING WITHIN A FIREBOX SETTING

The Bio Flame 48" RC BURNER can only be fitted into a non-combustible firebox that has minimum clearances of 56"W x 20"H x 15"D



* Dimensions may vary due to material attributes. Template not provided.

The Bio Flame recommends using the actual fireplace or burner model when making final cut out